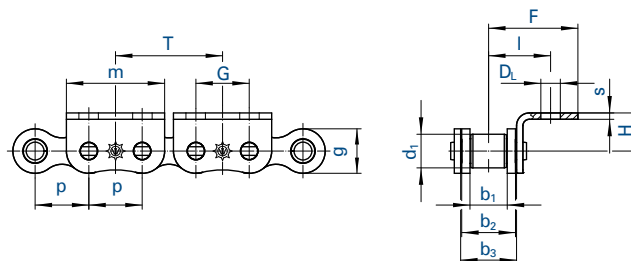
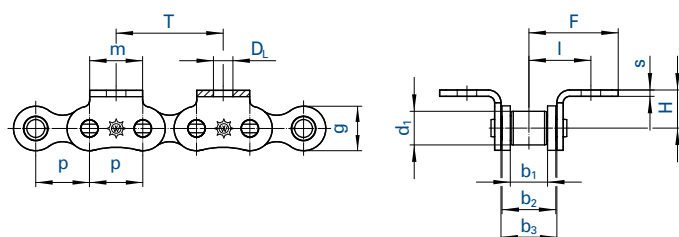




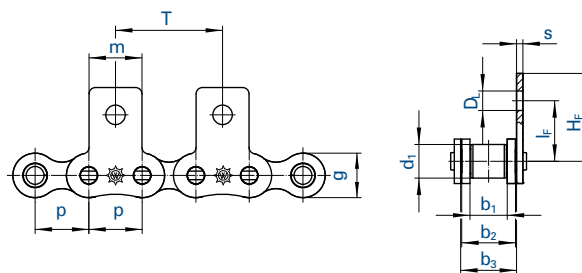
Type A bent attachments, one side



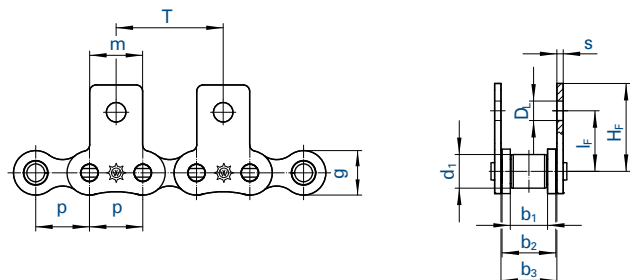
Type B bent attachments, both sides



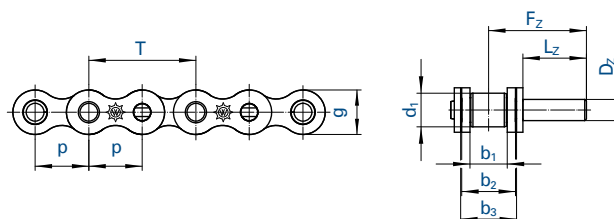
Type D straight attachments, one side



Type E straight attachments, both sides



Type F extended pins (available on alternate sides)



Basic chain		Pitch	Inner width	Inner link width	Outer plate width	Roller Ø	Plate height	Attachment dimensions											
								p	b ₁ min.	b ₂ max.	b ₃ min.	d ₁ max.	g max.	m	D _L	I	F	H	I _F
No.	Ind.	mm	mm	mm	mm	mm	mm	mm	mm	mm	mm	mm	mm	mm	mm	mm	mm	mm	mm
450 RF		8,000	3,00	4,77	4,90	5,00	7,1	8,0	3,2	6,6	12,0	5,0	7,5	13,0	0,80	4,0	10	13,3	
455 RF	^{1,21}	9,525	5,72	8,53	8,66	6,35	8,2	8,0	3,5	9,5	13,5	6,5	9,0	13,4	1,25	5,0	15	20,7	
331 RF	¹⁷	12,700	3,30	5,80	5,93	7,75	9,9	10,5	3,5	9,0	15,1	7,0	11,3	17,7	0,95	5,0	15	19,0	
40 RF	²¹	12,700	7,85	11,15	11,28	7,95	12,0	10,5	3,5	11,8	17,9	7,9	11,5	17,7	1,50	5,0	15	22,2	
332 RF	¹⁷	12,700	4,88	7,20	7,33	7,75	9,9	10,5	3,5	9,7	15,8	7,0	11,5	17,7	0,95	5,0	15	19,7	
462 RF	²¹	12,700	7,75	11,30	11,43	8,51	11,8	12,5	4,5	13,1	19,0	10,0	14,7	20,3	1,60	6,0	15	22,4	
501 RF	²¹	15,875	9,65	13,28	13,41	10,16	14,7	15,0	5,5	16,7	27,0	10,0	17,2	26,7	1,70	6,5	20	28,5	
513 RF	²¹	19,050	11,68	15,62	15,75	12,07	16,1	18,5	6,6	18,5	29,0	11,0	18,7	29,0	1,80	7,0	20	29,8	
548 RF	^{16,21}	25,400	17,02	25,40	25,60	15,88	21,0	25,0	10,0	28,9	41,8	18,0	28,6	41,5	3,00	10,0	30	45,9	

¹ with straight side plates ¹⁶ on inner link s = 4 ¹⁷ can also be supplied with m = 16 ¹⁹ other dimensions available on request ²¹ also with single hole bent attachments on inner link

Sprockets made of stainless steel or plastic are available on request.

For details on orders and enquiries see page 132. For untoleranced dimensions DIN ISO 2768 c applies.