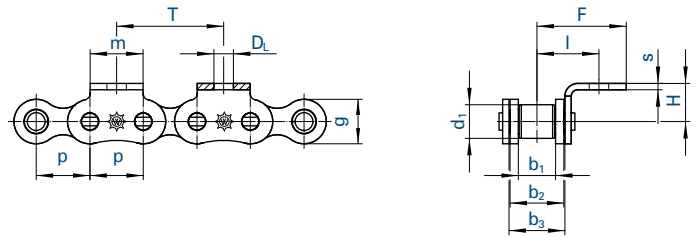
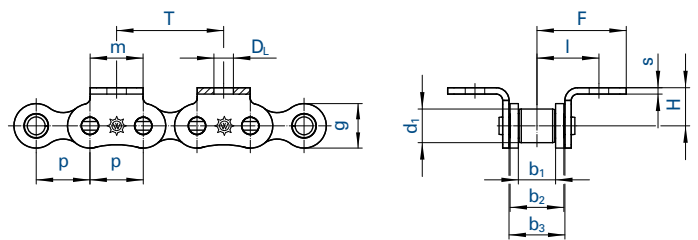




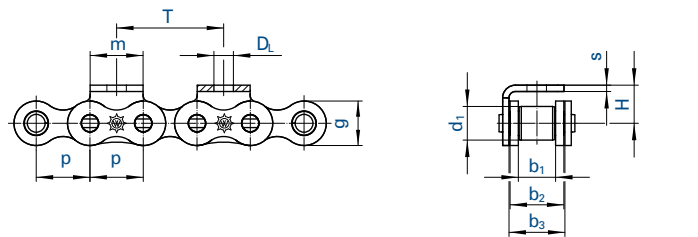
Type A bent attachments, one side



Type B bent attachments, both sides



Type C bent over chain attachments, one side



Basic chain		Pitch		Inner width	Inner link width	Outer plate width	Roller Ø	Plate height	Attachment dimensions					
No.	Ind.	p		b ₁ min.	b ₂ max.	b ₃ min.	d ₁ max.	g max.	m	D _L	l	F	H	s
		mm	inch	mm	mm	mm	mm	mm	mm	mm	mm	mm	mm	mm
450		8,000	-	3,00	4,77	4,90	5,00	7,1	8,0	3,2	6,6	12,0	5,0	0,80
455	^{1,15}	9,525	3/8	5,72	8,53	8,66	6,35	8,2	8,0	3,5	9,5	13,5	6,5	1,25
331	¹⁷	12,700	1/2	3,30	5,80	5,93	7,75	9,9	10,5	3,5	9,0	15,1	7,0	0,95
332	¹⁷	12,700	1/2	4,88	7,20	7,33	7,75	9,9	10,5	3,5	9,7	15,8	7,0	0,95
462	¹⁵	12,700	1/2	7,75	11,30	11,43	8,51	11,8	12,5	4,5	13,1	19,0	10,0	1,50
501	¹⁵	15,875	5/8	9,65	13,28	13,41	10,16	14,7	15,0	5,5	16,7	27,0	10,0	1,70
513	¹⁵	19,050	3/4	11,68	15,62	15,75	12,07	16,1	18,5	6,6	18,6	29,0	11,0	1,80
548	^{15,16}	25,400	1	17,02	25,40	25,60	15,88	21,0	25,0	9,0	28,9	41,8	18,0	3,00
563		31,750	1 1/4	19,56	29,00	29,20	19,05	26,4	35,0	9,0	33,4	49,0	18,0	3,75
596		38,100	1 1/2	25,40	37,90	38,20	25,40	33,4	38,0	11,0	44,0	64,0	25,0	5,00
613		44,450	1 3/4	30,99	46,50	46,80	27,94	37,0	45,0	14,0	54,1	78,0	32,0	6,00
652		50,800	2	30,99	45,50	45,80	29,21	42,2	50,0	14,0	54,0	76,3	35,0	6,00
40	¹⁵	12,700	1/2	7,85	11,15	11,28	7,95	12,0	10,5	3,5	12,7	17,9	7,9	1,50
50	¹⁵	15,875	5/8	9,40	13,80	13,93	10,16	15,0	12,7	5,2	15,9	23,9	10,3	2,00
60	¹⁵	19,050	3/4	12,57	17,70	17,85	11,91	18,0	15,9	5,2	19,1	28,2	11,9	2,40
80	¹⁵	25,400	1	15,75	22,50	22,70	15,88	24,1	19,1	6,7	25,4	37,3	15,9	3,20

¹ with straight side plates ¹⁵ also with single hole bent attachments on inner link ¹⁶ on inner link s = 4 ¹⁷ can also be supplied with m = 16

All designs can also be supplied as MARATHON roller chains (maintenance-free), BIATHLON, BIATHLON KS, TRIATHLON and TRIATHLON KS! For details on orders and enquiries see page 126. For untoleranced dimensions DIN ISO 2768 c applies.