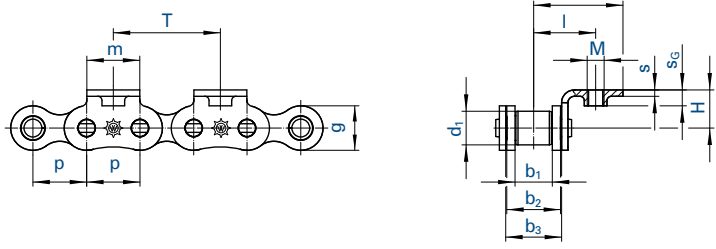
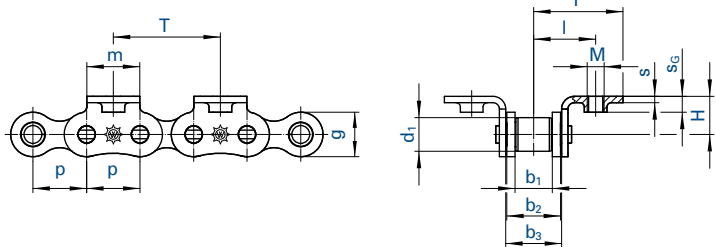




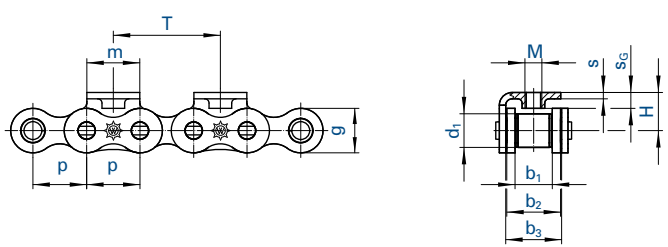
Type A G
bent attachments, one side



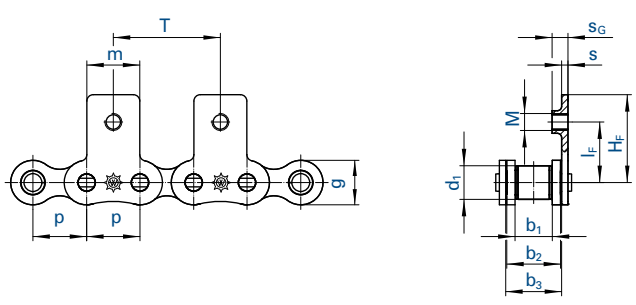
Type B G
bent attachments, both sides



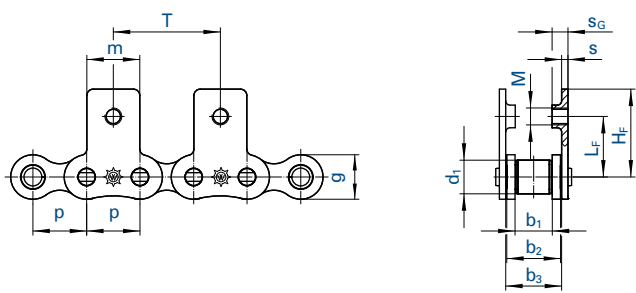
Type C G
bent over chain attachments, one side



Type D G
straight attachments, one side



Type E G
straight attachments, both sides



Basic chain		Pitch		Inner width	Inner link width	Outer plate width	Roller Ø	Plate height	Attachment dimensions						
No.	Ind.	p		b ₁ min.	b ₂ max.	b ₃ min.	d ₁ max.	g max.	m	M (Inside thread)	I	F	H	s	s _G
		mm	inch	mm	mm	mm	mm	mm	mm	mm	mm	mm	mm	mm	mm
462	²²	12,700	1/2	7,75	11,30	11,43	8,51	11,8	12,5	M 4	13,1	19,0	10	1,50	4,00
501	²²	15,875	5/8	9,65	13,28	13,41	10,16	14,7	15,0	M 5	16,7	27,0	10	1,70	4,20
513	²²	19,050	3/4	11,68	15,62	15,75	12,07	16,1	18,5	M 6	18,6	29,0	11	1,80	4,50
548	²²	25,400	1	17,02	25,40	25,60	15,88	21,0	25,0	M 8	28,9	41,8	18	3,00	7,50

²² can also be supplied in stainless steel

All designs can also be supplied as MARATHON roller chains (maintenance-free), BIATHLON, BIATHLON KS, TRIATHLON and TRIATHLON KS! For details on orders and enquiries see page 132. For untoleranced dimensions DIN ISO 2768 c applies.